

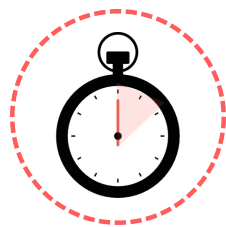
Save Your Cell Phone Battery for

FAMILY DISASTER COMMUNICATIONS



LIMIT VOICE CALLS

Stay off all voice lines both landline and cellular. Every voice call contributes to network demands. Use text instead.



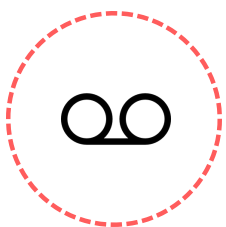
BE BRIEF

If you must make a voice call, make it brief. Establish a check-in time to call back again later. This way you can turn off your cell phone to save the battery.



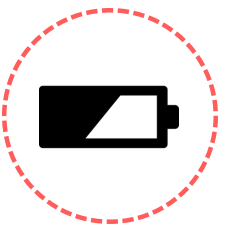
USE SOCIAL MEDIA

Use social media to update family and friends. Edit and update your posts so they easily find your latest information.



RECORD VOICEMAIL GREETING

Record a new voicemail greeting. Give a status update to your friends and family and ask them to check back on your social media sites for information.



SAVE BATTERY

Turn on power savings mode. Turn off background refresh, Bluetooth, GPS (if not using), vibrations, voice assistants, and push notifications for apps and email. Lower screen brightness.

Adapted from www.HumanityRoad.org "Disaster Communications Planning"

